

Indonesia

15 May 2024

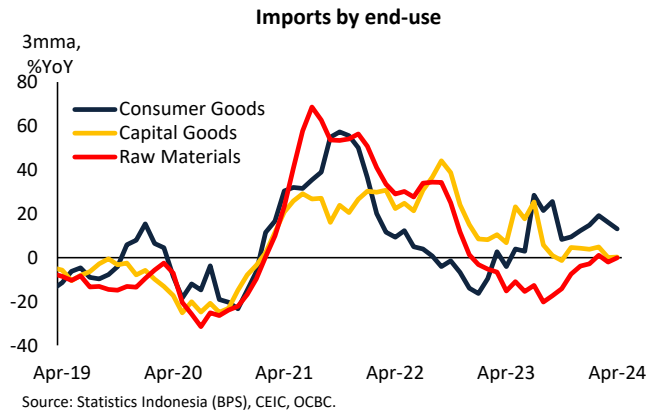
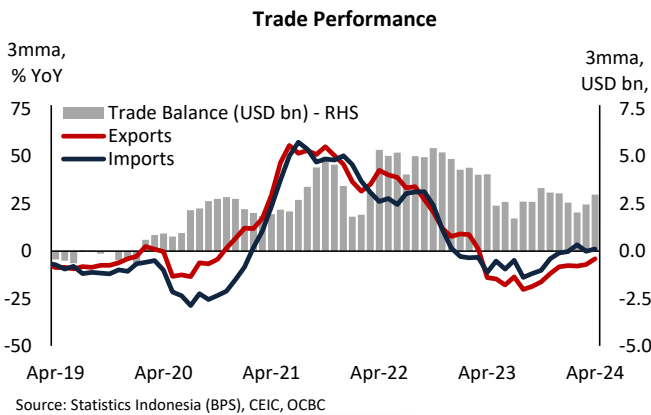
Strong Trade Data to Start 2Q24

- April trade data was strong. Export growth improved to 1.7% YoY versus -3.7% in March while imports growth improved to 4.6% YoY versus -12.8% in March.
- As a result, the trade surplus narrowed to USD3.6bn from USD4.6bn in March. It remains to be seen if the strength in April trade data can be sustained.
- Recent activity data, April trade and 1Q24 GDP, has been strong, allowing Bank Indonesia (BI) to remain focused on external stability in the near term.

**Lavanya Venkateswaran**  
Senior ASEAN Economist  
+65 6530 6875  
[lavanyavenkateswaran@ocbc.com](mailto:lavanyavenkateswaran@ocbc.com)

**Ahmad A Enver**  
ASEAN Economist  
+65 6530 6818  
[Ahmad.Enver@ocbc.com](mailto:Ahmad.Enver@ocbc.com)

Export growth improved to 1.7% YoY in April compared to -3.7% in March, but was weaker than expected (consensus: 4.4%, OCBC: 1.4%). Similarly, imports undershot expectations, rising by 4.6% YoY versus -12.8% in March (consensus: 8.7%, OCBC: 5.9%). Consequently, the trade surplus narrowed to USD3.6bn from USD4.6bn in March (consensus: USD3.1bn, OCBC: USD3.3bn), marking 48 consecutive months of trade surpluses.

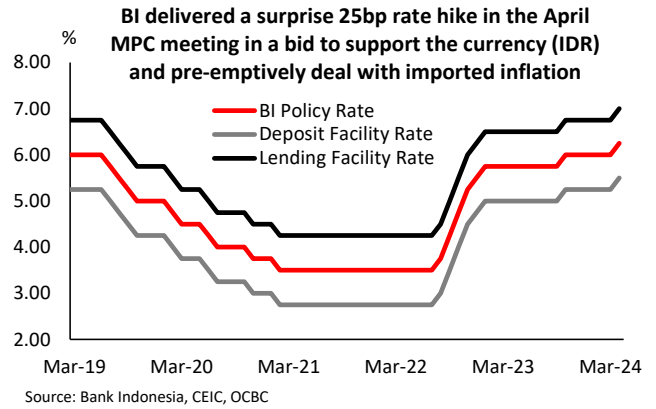
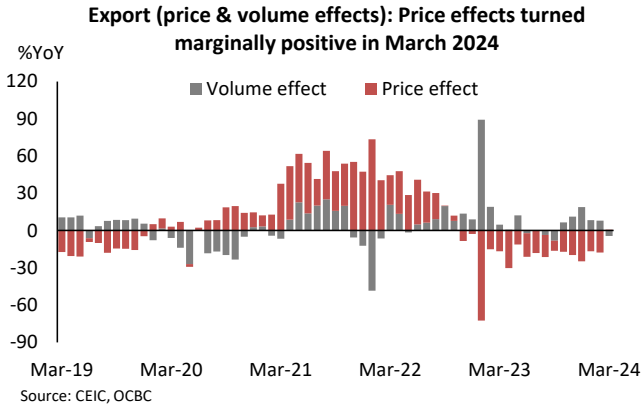


On the exports front, oil and gas (+7.2% YoY in April versus -4.0% in March) and non-O&G exports (+1.3% versus -4.2%) improved in April versus March. Within non-O&G exports, agricultural products exports growth slowed but was offset by improvements in manufacturing and mining exports.

On the import front, O&G import growth slowed to 0.2% YoY versus 10.3% in March while non-O&G import growth picked up to 5.7% YoY versus -16.7% in March. By end-use, raw materials and capital goods imports accelerated to 3.3% YoY and 13.6% in April from -12.6% and -21.7% in March, respectively. This more than offset slowing consumption goods import growth of 0.6% YoY (March: 5.0%).

Although April trade data improved, it remains to be seen whether this trend can be sustained for the rest of 2Q24. While the price effect started to turn more positive in March, export volume growth remained subdued. Notwithstanding, we

expect the current account deficit to widen to -0.4% of GDP in 2024 from -0.1% in 2023. This is within BI’s forecast range of ‘-0.1% to -0.9% of GDP’.



Recent activity data including the April trade data and 1Q24 GDP growth has been strong, allowing BI to remain focused on external stability in the near term. That said, the depreciation pressure on the currency has reduced in recent weeks and BI Governor Perry Warjiyo noted “the data...recently shows that there is no longer a need to increase the BI rate”.

Our forecast is for BI to lower its policy rate by a cumulative 75bp in 4Q24, reflecting our house view on that the US Federal Reserve will cut its policy rate by a cumulative 75bp in 2024 starting in July.

## Macro Research

Selena Ling  
Head of Strategy & Research  
[LingSSSelena@ocbc.com](mailto:LingSSSelena@ocbc.com)

Tommy Xie Dongming  
Head of Greater China Research  
[XieD@ocbc.com](mailto:XieD@ocbc.com)

Keung Ching (Cindy)  
Hong Kong & Macau  
[Cindyckeung@ocbcwh.com](mailto:Cindyckeung@ocbcwh.com)

Herbert Wong  
Hong Kong & Macau  
[HerberhtWong@ocbc.com](mailto:HerberhtWong@ocbc.com)

Lavanya Venkateswaran  
Senior ASEAN Economist  
[LavanyaVenkateswaran@ocbc.com](mailto:LavanyaVenkateswaran@ocbc.com)

Ahmad A Enver  
ASEAN Economist  
[Ahmad.Enver@ocbc.com](mailto:Ahmad.Enver@ocbc.com)

Jonathan Ng  
ASEAN Economist  
[JonathanNg4@ocbc.com](mailto:JonathanNg4@ocbc.com)

Ong Shu Yi  
ESG Analyst  
[ShuyiOng1@ocbc.com](mailto:ShuyiOng1@ocbc.com)

## FX/Rates Strategy

Frances Cheung, CFA  
Rates Strategist  
[FrancesCheung@ocbc.com](mailto:FrancesCheung@ocbc.com)

Christopher Wong  
FX Strategist  
[ChristopherWong@ocbc.com](mailto:ChristopherWong@ocbc.com)

## Credit Research

Andrew Wong  
Credit Research Analyst  
[WongVKAM@ocbc.com](mailto:WongVKAM@ocbc.com)

Ezien Hoo, CFA  
Credit Research Analyst  
[EzienHoo@ocbc.com](mailto:EzienHoo@ocbc.com)

Wong Hong Wei, CFA  
Credit Research Analyst  
[WongHongWei@ocbc.com](mailto:WongHongWei@ocbc.com)

Chin Meng Tee, CFA  
Credit Research Analyst  
[MengTeeChin@ocbc.com](mailto:MengTeeChin@ocbc.com)

This publication is solely for information purposes only and may not be published, circulated, reproduced or distributed in whole or in part to any other person without our prior written consent. This publication should not be construed as an offer or solicitation for the subscription, purchase or sale of the securities/instruments mentioned herein. Any forecast on the economy, stock market, bond market and economic trends of the markets provided is not necessarily indicative of the future or likely performance of the securities/instruments. Whilst the information contained herein has been compiled from sources believed to be reliable and we have taken all reasonable care to ensure that the information contained in this publication is not untrue or misleading at the time of publication, we cannot guarantee and we make no representation as to its accuracy or completeness, and you should not act on it without first independently verifying its contents. The securities/instruments mentioned in this publication may not be suitable for investment by all investors. Any opinion or estimate contained in this report is subject to change without notice. We have not given any consideration to and we have not made any investigation of the investment objectives, financial situation or particular needs of the recipient or any class of persons, and accordingly, no warranty whatsoever is given and no liability whatsoever is accepted for any loss arising whether directly or indirectly as a result of the recipient or any class of persons acting on such information or opinion or estimate. This publication may cover a wide range of topics and is not intended to be a comprehensive study or to provide any recommendation or advice on personal investing or financial planning. Accordingly, they should not be relied on or treated as a substitute for specific advice concerning individual situations. Please seek advice from a financial adviser regarding the suitability of any investment product taking into account your specific investment objectives, financial situation or particular needs before you make a commitment to purchase the investment product. OCBC Bank, its related companies, their respective directors and/or employees (collectively "Related Persons") may or might have in the future interests in the investment products or the issuers mentioned herein. Such interests include effecting transactions in such investment products, and providing broking, investment banking and other financial services to such issuers. OCBC Bank and its Related Persons may also be related to, and receive fees from, providers of such investment products. This report is intended for your sole use and information. By accepting this report, you agree that you shall not share, communicate, distribute, deliver a copy of or otherwise disclose in any way all or any part of this report or any information contained herein (such report, part thereof and information, "Relevant Materials") to any person or entity (including, without limitation, any overseas office, affiliate, parent entity, subsidiary entity or related entity) (any such person or entity, a "Relevant Entity") in breach of any law, rule, regulation, guidance or similar. In particular, you agree not to share, communicate, distribute, deliver or otherwise disclose any Relevant Materials to any Relevant Entity that is subject to the Markets in Financial Instruments Directive (2014/65/EU) ("MiFID") and the EU's Markets in Financial Instruments Regulation (600/2014) ("MiFIR") (together referred to as "MiFID II"), or any part thereof, as implemented in any jurisdiction. No member of the OCBC Group shall be liable or responsible for the compliance by you or any Relevant Entity with any law, rule, regulation, guidance or similar (including, without limitation, MiFID II, as implemented in any jurisdiction).